

MINI-BUBBLERS



ITEM NO.	DESCRIPTION	BOX QTY	CASE QTY
AS-MB6	Mini-Bubbler w/ 6" stake, Barbed Inlet	200	2000
AS-MB6H	Half-Circle Mini-Bubbler w/ 6" Stake, Barbed Inlet	200	2000
AS-MBB	Mini-Bubbler w/ 1/4" Barbed Inlet	100	2000
AS-MBT	Mini-Bubbler w/ #10-32 Threaded Inlet	100	2000
AS-MBHB	Half-Circle Mini-Bubbler w/ 1/4" Barbed Inlet	100	2000
AS-MBHT	Half-Circle Mini-Bubbler w/ #10-32 Threaded Inlet	100	2000
AS-MBA	Mini-Bubbler w/ Adapter For 1/2" Riser	100	2000

Specifications: Adjustable 0-10 GPH
 Diameter: 0-3 feet @ 20 PSI
 Pattern: 8 streams on full circle, 5 streams on half circle

BUBBLERS



ITEM NO.	DESCRIPTION	BAG QTY	CASE QTY
721F	Flooding Bubbler - Full-circle Umbrella (0-3 ft), 1/2" FIPT	50	1000
721FS	Flooding Bubbler - Finger Spray Pattern (0-6 ft), 1/2" FIPT	50	1000
721HS	Flooding Bubbler - Finger Spray Half-Circle (0-6 ft), 1/2" FIPT	50	1000

VORTEX SPRAYS



ITEM NO.	DESCRIPTION	BOX QTY	CASE QTY
VS-360S	Adjustable Vortex Spray (360°) w/ 6" Stake, Barbed Inlet	200	2000
VS-360B	Adjustable Vortex Spray (360°) Barbed Inlet	100	2000
VS-360T	Adjustable Vortex Spray (360°) #10-32 Threaded Inlet	100	2000
VS-360A	Adjustable Vortex Spray (360°) w/ Adapter For 1/2" Riser	100	1000

Specifications: 0-24 GPH (0-89 LPH)
Diameter of Spray: 0-14 feet at 25 PSI

ADJUSTABLE SPINNERS



ITEM NO.	SIZE	DESCRIPTION	BAG QTY	CASE QTY
AST-06	0.06	Full-Circle Adjustable Spinner	100	2000

Specifications: 0-26.5 GPH (0-100 LPH)
Diameter: 0-24 Feet at 25 PSI

MICRO-SPINNERS WITH #10-32 THREADED BASE



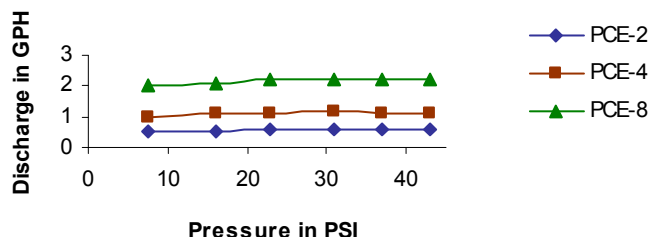
ITEM NO.	SIZE	DESCRIPTION	BAG QTY	CASE QTY
MST-03	0.035	9.11 GPH (34.43 LPH), Brown Diameter: 17 ft	100	2500
MST-04	0.040	11.7 GPH (44.22 LPH), Blue Diameter: 19 ft	100	2500
MST-05	0.050	19.5 GPH (73.71 LPH), Green Diameter: 21 ft	100	2500
MST-06	0.060	26.5 GPH (100.17 LPH), Red Diameter: 23 ft	100	2500
MST-07	0.070	31.5 GPH (119 LPH) Orange Diameter: 25 ft	100	2500
MST-08	0.080	35 GPH (132.3 LPH), Gray Diameter: 27 ft	100	2500

Data is at 25 PSI

PRESSURE COMPENSATING EMITTERS



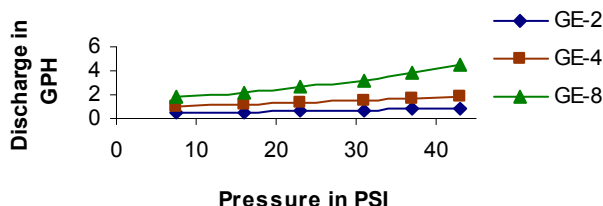
ITEM NO.	DESCRIPTION	COLOR	BAG QTY	CASE QTY
PCE-2+	0.5 GPH (2 LPH)	Yellow	100	2,000
PCE-4+	1.0 GPH (4 LPH)	Black	100	2,000
PCE-8+	2.0 GPH (8 LPH)	Blue	100	2,000



GLOBAL EMITTERS



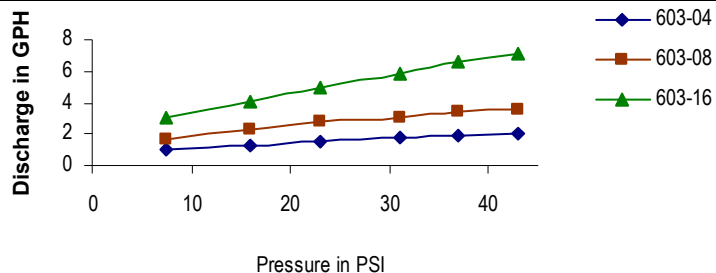
ITEM NO.	DESCRIPTION	COLOR	BAG QTY	CASE QTY
GE-2+	0.5 GPH (2 LPH)	Yellow	100	2,000
GE-4+	1.0 GPH (4 LPH)	Black	100	2,000
GE-8+	2.0 GPH (8 LPH)	Blue	100	2,000






J-LOCK FLAG EMITTERS



ITEM NO.	DESCRIPTION	COLOR	BAG QTY	CASE QTY
603-04	1.0 GPH (4 LPH)	Black	100	5,000
603-08	2.0 GPH (8 LPH)	Blue	100	5,000
603-16	4.0 GPH (16 LPH)	Green	100	5,000
EZPUNCH-603	Punch/Insertion Tool for Flag Emitter	Black	25	1,000



ADJUSTABLE JETS - #10-32 THREAD

COLOR	PRESSURE (PSI)	FLOW (GPH)	AJT-06F  360° Diameter (FT)	AJT-06H  180° Radius (FT)	AJT-06Q  90° Radius (FT)
BLACK	10	UP TO 16.3	UP TO 18.4	UP TO 6.7	UP TO 6.4
	15	UP TO 20.1	UP TO 22.6	UP TO 8.1	UP TO 6.1
	20	UP TO 23.4	UP TO 25.7	UP TO 9.5	UP TO 9.4
	25	UP TO 26.2	UP TO 26.7	UP TO 10.1	UP TO 9.8
	30	UP TO 28.8	UP TO 26.3	UP TO 10.6	UP TO 10.3



ITEM NO.	SIZE (IN)	DESCRIPTION	BAG QTY	CASE QTY
AJT-06F	0.06	Full Circle - #10-32 Thread	100	2,000
AJT-06H	0.06	Half Circle - #10-32 Thread	100	2,000
AJT-06Q	0.06	Quarter Circle - #10-32 Thread	100	2,000
AJT-06M	0.06	Misting - #10-32 Thread	100	2,000
VAJT-06	0.06	Adjusta-Jet Valve -#10-32 Thread	100	2,000

GLOBAL JET CAPS



ITEM NO.	DESCRIPTION	BAG QTY	CASE QTY
GJC-90	Global Jet Cap - 90° Fan Spray	100	10,000
GJC-180	Global Jet Cap - 180° Fan Spray	100	10,000
GJC-360	Global Jet Cap - 360° Fan Spray	100	10,000
GJC-M	Global Jet Cap - Misting Spray	100	10,000

GLOBAL JET BASES



ITEM NO.	DESCRIPTION	COLOR	BAG QTY	CASE QTY
GJB-03	Spray Jet Base .035 Orifice	Brown	100	5,000
GJB-04	Spray Jet Base .04 Orifice	Blue	100	5,000
GJB-05	Spray Jet Base .05 Orifice	Green	100	5,000
GJB-06	Spray Jet Base .06 Orifice	Red	100	5,000
GJB-07	Spray Jet Base .07 Orifice	Orange	100	5,000
GJB-08	Spray Jet Base .08 Orifice	Gray	100	5,000

FLAT ONE-PIECE SPRAY JETS

One-piece Spray Jet with a 0° Trajectory

Bag Qty - 500

Case Qty - 5,000



ITEM NO	COLOR	ORIFICE SIZE	DISCRIPTION
SJ-04-90-FLAT	Orange	0.04	90° 3 FT Radius
SJ-04-180-FLAT	Black	0.04	180° 3 FT Radius
SJ-04-180-FLAT-RED	Red	0.04	180° 3 FT Radius
SJ-04-360-FLAT	Green	0.04	360° 6 FT Diameter

ONE-PIECE SPRAY JETS

One-Piece Spray Jet With An 18° Trajectory For Commercial And Domestic Use In a Low-Pressure Application.

ECONOMIC

- One-Piece Design

EASY INSTALLATION

- "Barbed Thread" - Just Push In and Screw Tight

EASY IDENTIFICATION

- Color-Coded for Water Output

ORIFICE SIZE/ COLOR	PRESSURE (PSI)	DISCHARGE (GPH)	90° RADIUS (FT)	180° RADIUS (FT)	360° DIAMETER (FT)
0.03" Black	10	4.4	4.4	4.4	9.5
	15	5.6	5.7	5	10.7
	20	6.6	6.7	5.4	12.5
	25	7.3	7.2	5.6	13.7

0.04" Blue	10	7.1	5.2	5.2	11.2
	15	9.2	6.7	6.0	14.6
	20	10.9	7.7	6.4	16.4
	25	12.5	8.5	6.6	17.6

0.05" Green	10	11.6	5.8	5.7	13.0
	15	15.1	7.4	6.6	16.7
	20	17.5	8.4	7.2	19.0
	25	19.9	9.1	7.8	20.3

ITEM NO.	DESCRIPTION	BAG QTY	CASE QTY
SJ-03-90	Quarter-Circle - .03" Orifice	100	10,000
SJ-04-90	Quarter-Circle - .04" Orifice	100	10,000
SJ-05-90	Quarter-Circle - .05" Orifice	100	10,000
SJ-03-180	Half-Circle - .03" Orifice	100	10,000
SJ-04-180	Half-Circle - .04" Orifice	100	10,000
SJ-05-180	Half-Circle - .05" Orifice	100	10,000
SJ-03-360	Full-Circle - .03" Orifice	100	10,000
SJ-04-360	Full-Circle - .04" Orifice	100	10,000
SJ-05-360	Full-Circle - .05" Orifice	100	10,000



MINI-SPINNER SPRINKLERS



ITEM NO	DESCRIPTION	BAG QTY	CASE QTY
7436-39	3/8 MPT Mini Spinner - Black	100	2000
7436-51	3/8 MPT Mini Spinner - White	100	2000
7436-60	3/8 MPT Mini Spinner - Brown	100	2000
7436-70	3/8 MPT Mini Spinner - Green	100	2000
7436-78	3/8 MPT Mini Spinner - Blue	100	2000
7436-85	3/8 MPT Mini Spinner - Gray	100	2000
7436-92	3/8 MPT Mini Spinner - Yellow	100	2000
7436-99	3/8 MPT Mini Spinner - Red	100	2000
7437-39	1/2 MPT Mini Spinner - Black	100	2000
7437-51	1/2 MPT Mini Spinner - White	100	2000
7437-60	1/2 MPT Mini Spinner - Brown	100	2000
7437-70	1/2 MPT Mini Spinner - Green	100	2000
7437-78	1/2 MPT Mini Spinner - Blue	100	2000
7437-85	1/2 MPT Mini Spinner - Gray	100	2000
7437-92	1/2 MPT Mini Spinner - Yellow	100	2000
7437-99	1/2 MPT Mini Spinner - Red	100	2000
7436D/37D	Mini Spinner Deflector	100	-

MINI-SPINNER SPRINKLER SPECIFICATIONS

ITEM NO.	NOZZLE DIAMETER (IN)	COLOR	DISCHARGE (GPH)	DISTANCE (FEET)
7436/7-39	0.039	Black	7.7	20.2
7436/7-51	0.051	White	13.1	24.5
7436/7-60	0.060	Brown	20.2	28.0
7436/7-70	0.070	Green	23.0	30.5
7436/7-78	0.078	Blue	29.7	33.0
7436/7-85	0.085	Gray	37.6	35.0
7436/7-92	0.092	Yellow	46.8	36.0
7436/7-99	0.099	Red	54.7	37.0

Data is at 25 PSI

SPRINKLERS



145



155



164



744



ITEM NO.	DESCRIPTION	BOX QTY	CASE QTY
145-30	Plastic Impulse Sprinkler 1/8 Nozzle 1/2" Male NPT	10	200
145-35	Plastic Impulse Sprinkler 9/64 Nozzle 1/2" Male NPT	10	200
145-40	Plastic Impulse Sprinkler 11/64 Nozzle 1/2" Male NPT	10	200
154	Full-Circle Brass Impulse Sprinkler 1/2" Male NPT—Single Nozzle (Nozzle Sold Separately)	12	72
154-LA	Full-Circle Brass Impulse Sprinkler Low Angle - 1/2" Male NPT - Single Nozzle (Nozzle Sold Separately)	12	72
155	Full-Circle Brass Impulse Sprinkler 1/2" male NPT—Single Nozzle (Nozzle Sold Separately)	1	32
164	Full-Circle Brass Impulse Sprinkler 3/4" Male NPT—Dual Nozzle (Nozzles Sold Separately)	10	40
164-LA	Full-Circle Brass Impulse Sprinkler low angle – 3/4" Male NPT—Dual Nozzle (Nozzles Sold Separately)	10	40
165	Part/Full-Circle Brass Impulse Sprinkler 3/4" Male NPT—Dual Nozzle (Nozzles Sold Separately)	5	40
174	Full-Circle Brass Impulse Sprinkler 1" Male NPT—Dual Nozzle (Nozzles Sold Separately)	1	20
175	Part/Full-Circle Brass Impulse Sprinkler 1" Male NPT—Dual Nozzle (Nozzle Sold Separately)	1	20
744	Plastic Rotor Sprinkler 1/2" Female NPT	20	200
701-4P	4 Inch Pop-Up Spray Head Pop-Up Height—"True 4 Inches"	-	100

SPRINKLER SPECIFICATIONS

145-30

PSI	20	30	40	50
Diameter (FT)	60	66	69	73
GPM	1.6	2.0	2.2	2.3

145-35

PSI	20	30	40	50
Diameter (FT)	60	66	72	73
GPM	1.9	2.4	2.8	3.2

145-40

PSI	20	30	40	50
Diameter (FT)	60	66	72	78
GPM	2.3	3.1	3.6	3.8

744

PSI	20	30	40	50
Diameter (FT)	37	44	51	52
GPM	2.3	3.0	3.6	4.1

BRASS IMPACT NOZZLES

ITEM NO. BEARING SIZE		DESCRIPTION
150-08N	1/2"	1/8" Nozzle
150-09N	1/2"	9/64" Nozzle
150-10N	1/2"	5/32" Nozzle
150-11N	1/2"	11/64" Nozzle
150-12N	1/2"	3/16" Nozzle
160-06ND	3/4"	3/32" Drive Nozzle
160-08ND	3/4"	1/8" Drive Nozzle
160-09N	3/4"	9/64" Range Nozzle
160-10N	3/4"	5/32" Range Nozzle
160-11N	3/4"	11/64" Range Nozzle

ITEM NO. BEARING SIZE		DESCRIPTION
160-12N	3/4"	3/16" Range Nozzle
160-13N	3/4"	13/64" Range Nozzle
170-12ND	1"	3/16" Drive Nozzle
170-14ND	1"	7/32" Drive Nozzle
170-16ND	1"	1/4" Drive Nozzle
170-14N	1"	7/32" Range Nozzle
170-16N	1"	1/4" Range Nozzle
170-20N	1"	5/16" Range Nozzle
170-24N	1"	3/8" Range Nozzle
DRIVE SIDE PLUG AVAILABLE		

BRASS IMPACT NOZZLE SPECIFICATIONS

	154 (1/2" Bearing) - Single Nozzle									
	1/8"		9/64"		5/32"		11/64"		3/16"	
PSI	Rad	GPM	Rad	GPM	Rad	GPM	Rad	GPM	Rad	GP M
25	36	2.2	37	2.8	37	3.4	37	4.2	39	4.8
30	36	2.5	37	3.1	37	3.8	38	4.6	39	5.3
35	37	2.8	38	3.4	38	4.1	39	5.0	40	6.0
40	37	3.1	38	3.7	39	4.4	39	5.3	40	6.2
45	38	3.3	39	3.9	39	4.7	40	5.6	41	6.6
50	38	3.5	39	4.1	40	5.0	40	5.8	41	7.0
55	39	3.6	40	4.2	40	5.2	41	6.1	42	7.4
60	39	3.7	40	4.3	41	5.4	41	6.4	43	7.7

	155 (1/2" Bearing) - Single Nozzle									
	1/8"		9/64"		5/32"		11/64"		3/16"	
PSI	Rad	GPM	Rad	GPM	Rad	GPM	Rad	GPM	Rad	GP M
25	32	2.19	32	2.79	36	3.54	37	4.22	37	4.96
30	34	2.53	32	3.13	38	3.94	40	4.62	39	5.31
35	36	2.87	33	3.47	41	4.35	42	5.03	41	5.84
40	39	3.14	33	3.74	42	4.62	43	5.37	42	6.32
45	41	3.41	34	4.01	43	4.90	44	5.64	44	6.66
50	43	3.53	34	4.13	44	5.17	45	6.05	46	7.01

	154LA (1/2" Bearing) - Single Nozzle															
	5/64"		3/32"		7/64"		1/8"		9/64"		5/32"		11/64"		3/16"	
PSI	Rad	GPM	Rad	GPM	Rad	GPM	Rad	GPM	Rad	GPM	Rad	GPM	Rad	GPM	Rad	GPM
30	26	1.0	26	1.4	26	1.9	27	2.3	27	2.8	27	3.4	28	4.2	29	4.8
35	28	1.0	28	1.5	28	2.1	28	2.6	28	3.1	28	3.8	29	4.6	29	5.3
40	29	1.1	29	1.6	29	2.2	30	2.8	30	3.4	30	4.1	30	5.0	30	6.0
45	30	1.2	30	1.7	30	2.3	31	3.0	31	3.7	31	4.4	31	5.3	31	6.2
50	31	1.3	31	1.8	32	2.4	32	3.2	32	3.9	32	4.7	32	5.6	33	6.6
55	32	1.3	32	1.9	33	2.6	33	3.3	33	4.1	33	5.0	33	5.8	44	7.0
60	33	1.4	33	2.0	34	2.7	34	3.4	33	4.2	34	5.2	34	6.1	35	7.4
65	34	1.4	34	2.0	34	2.8	34	3.5	34	4.3	35	5.4	35	6.4	36	7.7

BRASS IMPACT NOZZLE SPECIFICATIONS

	164/165 (3/4" Bearing) - Single Nozzle									
	9/64"		5/32"		11/64"		3/16"		13/64"	
PSI	Rad	GPM	Rad	GPM	Rad	GPM	Rad	GPM	Rad	GPM
25	38	2.6	41	3.3	42	4.1	43	4.8	44	5.6
30	39	3.0	42	3.7	44	4.5	45	5.3	46	6.3
35	39	3.3	42	4.0	45	4.9	46	5.8	48	6.7
40	40	3.6	43	4.3	45	5.2	47	6.2	49	7.2
45	40	3.9	43	4.6	46	5.5	48	6.6	50	7.7
50	41	4.2	44	4.9	46	5.8	49	7.0	50	8.2
55	41	4.4	44	5.1	47	6.1	49	7.3	51	8.6
60	42	4.6	45	5.3	47	6.3	50	7.6	51	9.0

	164/165 (3/4" Bearing) - Dual Nozzle									
	9/64" x 3/32"		5/32" x 3/32"		11/64" x 3/32"		3/16" x 3/32"		13/64" x 1/8"	
PSI	Rad	GPM	Rad	GPM	Rad	GPM	Rad	GPM	Rad	GPM
25	38	4.1	41	4.7	42	5.5	43	6.2	44	8.3
30	39	4.5	42	5.2	44	6.0	45	6.8	46	9.0
35	39	4.9	42	5.6	45	6.5	46	7.4	48	9.7
40	40	5.3	43	6.0	45	7.0	47	8.0	49	10.4
45	40	5.6	43	6.8	46	7.4	48	8.5	50	11.1
50	41	6.0	44	7.1	46	7.8	49	9.0	50	11.7
55	41	6.2	44	7.4	47	8.1	49	9.5	51	12.2
60	42	6.4	45	7.7	47	8.4	50	9.9	51	12.7

	164LA (3/4" Bearing) - Single Nozzle									
	9/64"		5/32"		11/64"		3/16"		13/64"	
PSI	Rad	GPM	Rad	GPM	Rad	GPM	Rad	GPM	Rad	GPM
25	30	2.6	33	3.3	36	4.1	37	4.8	38	5.6
30	31	3.0	34	3.7	36	4.5	37	5.3	38	6.3
35	32	3.3	35	4.0	38	4.9	39	5.8	41	6.7
40	33	3.6	36	4.3	38	5.2	40	6.2	42	7.2
45	34	3.9	37	4.6	40	5.5	42	6.6	43	7.7
50	35	4.2	38	4.9	40	5.8	42	7.0	44	8.2
55	36	4.4	39	5.1	42	6.1	43	7.3	45	8.6
60	37	4.6	40	5.3	43	6.3	44	7.6	46	9.0

	164LA (3/4" Bearing) - Dual Nozzle									
	9/64" x 3/32"		5/32" x 3/32"		11/64" x 3/32"		3/16" x 3/32"		13/64" x 1/8"	
PSI	Rad	GPM	Rad	GPM	Rad	GPM	Rad	GPM	1/8"	GPM
25	76	4.1	82	4.7	83	5.5	85	6.2	87	8.3
30	77	4.5	83	5.2	87	6.0	89	6.8	91	9.0
35	78	4.9	84	5.6	89	6.5	92	7.4	95	9.7
40	79	5.3	85	6.0	90	7.0	94	8	97	10.4
45	80	5.6	86	6.8	91	7.4	95	8.5	99	11.1
50	81	6.0	87	7.1	92	7.8	97	9.0	100	11.7
55	82	6.2	88	7.4	93	8.1	98	9.5	101	12.2
60	83	6.4	89	7.7	94	8.4	99	9.9	102	12.7

	174/175 (1" Bearing) - Single Nozzle							
	7/32"		1/4"		5/16"		3/8"	
PSI	Rad	GPM	Rad	GPM	Rad	GPM	Rad	GPM
40	57	8	60	11	64	18	66	26
45	58	9	61	12	65	19	67	27
50	59	9	62	12	66	19	69	28
55	60	10	63	13	67	20	70	30
60	61	10	63	13	68	21	72	31
65	62	11	64	14	70	22	73	32
70	63	11	66	14	71	23	76	33
75	65	11	66	15	73	23	78	36
80	66	12	67	15	74	26	80	39

	174/175 (1" Bearing) - Dual Nozzle									
	7/32" x 3/16"		1/4" x 3/16"		1/4" x 7/32"		5/16" x 7/32"		3/8" x 1/4"	
PSI	Rad	GPM	Rad	GPM	Rad	GPM	Rad	GPM	Rad	GPM
40	57	15	60	17	60	19	64	23	66	34
45	58	15	61	18	61	20	65	25	67	36
50	59	16	62	19	62	21	66	26	69	38
55	60	17	63	20	62	22	67	28	70	40
60	61	18	63	20	63	23	68	29	72	42
65	62	19	64	21	64	24	70	30	73	43
70	63	19	66	23	65	25	71	31	76	45
75	65	20	66	23	66	25	73	32	78	47
80	66	21	67	24	67	26	74	33	80	49

NOZZLES



- For Use on All Standard 1/2" Spray Heads and Pop-Up Sprinklers, Including 701-4P (page 1-10)
- Stainless Steel Screw for Easy Adjustment
- Accurate and Reliable Flow RATES
- Bag Qty: 25 Case Qty: 2,000

7011-15Q - Quarter Circle

PSI	Radius (Feet)	Flow (GPM)
15	11	0.65
20	12	0.75
25	14	0.83
30	15	0.93



15 Feet

7011-15F - Full Circle

PSI	Radius (Feet)	Flow (GPM)
15	11	2.60
20	12	3.00
25	14	3.30
30	15	3.70



7011-15C - Center Strip

PSI	W X L (Feet)	Flow (GPM)
15	4 X 26	0.89
20	4 X 28	1.00
25	4 X 28	1.11
30	4 X 30	1.21



7011-15TQ - Three-Quarter

PSI	Radius (Feet)	Flow (GPM)
15	11	1.95
20	12	2.25
25	14	2.48
30	15	2.78



7011-15E - End Strip

PSI	W X L (Feet)	Flow (GPM)
15	4 x 13	0.45
20	4 X 14	0.50
25	4 X 14	0.56
30	4 X 15	0.61



7011-15H - Half-Circle

PSI	Radius (Feet)	Flow (GPM)
15	11	1.30
20	12	1.50
25	14	1.65
30	15	3.70



7011-15S - Side Strip

PSI	W X L (Feet)	Flow (GPM)
15	9 X 15	1.34
20	9 X 16	1.47
25	9 X 18	1.60
30	9 X 18	1.73



12 Feet

7011-12F - Full-Circle

PSI	Radius (Feet)	Flow (GPM)
15	9	1.80
20	10	2.10
25	11	2.40
30	12	2.60



7011-12H - Half-Circle

PSI	Radius (Feet)	Flow (GPM)
15	9	0.90
20	10	1.05
25	11	1.20
30	12	1.30



7011-12Q - Quarter-Circle

PSI	Radius (Feet)	Flow (GPM)
15	9	0.45
20	10	0.53
25	11	0.60
30	12	0.65



NOZZLES

10 Feet



7011-10F - Full-Circle

PSI	Radius (Feet)	Flow (GPM)
15	7	1.16
20	8	1.30
25	9	1.44
30	10	1.57

7011-10H - Half-Circle



PSI	Radius (Feet)	Flow (GPM)
15	7	0.90
20	8	1.05
25	9	1.20
30	10	1.30

7011-10Q - Quarter-Circle



PSI	Radius (Feet)	Flow (GPM)
15	7	0.45
20	8	0.53
25	9	0.60
30	10	0.65

8 Feet



7011-8F - Full-Circle

PSI	Radius (Feet)	Flow (GPM)
15	5	1.16
20	6	1.30
25	7	1.44
30	8	1.57

7011-8H - Half-Circle



PSI	Radius (Feet)	Flow (GPM)
15	5	0.90
20	6	1.05
25	7	1.20
30	8	1.30

7011-8Q - Quarter-Circle



PSI	Radius (Feet)	Flow (GPM)
15	5	0.45
20	6	0.53
25	7	0.60
30	8	0.65

SCREEN



ITEM NO.	DESCRIPTION	BAG QTY
7011-Screen	Screen for 7011 Spray Nozzles	100

SHRUB ADAPTER



ITEM NO.	DESCRIPTION	BAG QTY
715	1/2" female to Rainbird© Nozzle	50
715T	1/2" female to Toro© Nozzle	50